

metal **FURNITURE**
2023

Company

UDA, one of the leader manufacturers of metal furniture was founded in 1965. The company's facilities and main office are located in Ankara, Turkey.

UDA is specialized in metal furniture solutions and made huge steps in the European market in a short time. UDA provides a wide selection of high quality lockers and wardrobes, this way it provides all kinds of solutions for the customer's storage needs. Thanks to our open-minded attitude and experienced team we fulfill our customer's needs of special products.

To supply products with excellent quality, UDA has invested in extra performance CNC-machines and developed a modern dye house. UDA follows the worldwide developments in the metal furniture market very closely, the company is sensitive on protecting and improving the quality of the products at all time. The quality of products and services is audited by ISO 9001, which is defined as the international standard that specifies requirements for a Quality Management System (QMS).

UDA exports its products all around the world, especially in European countries. With over 58 years of experience, UDA is delighted to share this with their customers.

*Yours Sincerely,
UDA Makina ve Klima Sanayi ve Ticaret A.Ş*





Clean industry lockers

- Welded metallic construction.
- Stamped label holder on doors.
- Ventilation slots for air circulation.
- Hidden hinges with 120° opening doors, cannot be pulled out in opened and closed position.
- Doors with reinforcement to make it more solid and plastic sound breakers for comfortable usage.
- Holes on the sides to connect lockers to each other.
- 1 compartment has a top shelf with a coat hanger rail and hooks.
- 1 column of 300 or 400 mm width.
- Closure with padlock latch or cylinder lock (supplied with 2 keys).
- Epoxy powder coating (textured).

Available closure



SE MO

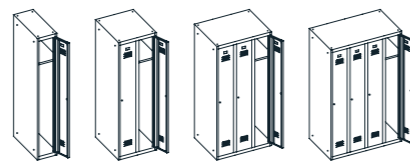
Code :

No feet : RB

H: 1800 x W: 300 or 400 x D: 500 mm

On feet : RL (welded)

H: 1900 x W: 300 or 400 x D: 500 mm



Clear opening dimensions per door :
1682 x 210/310 x 455 mm (H x W x D)

Code	Description	Height (mm)	Width (mm)	Depth (mm)
RB551	Clean industry locker - 1 column	1800	300	500
RB552	Clean industry locker - 2 columns	1800	600	500
RB553	Clean industry locker - 3 columns	1800	900	500
RB554	Clean industry locker - 4 columns	1800	1200	500

Code	Description	Height (mm)	Width (mm)	Depth (mm)
RB451	Clean industry locker - 1 column	1800	400	500
RB452	Clean industry locker - 2 columns	1800	800	500
RB453	Clean industry locker - 3 columns	1800	1200	500

Clean/Dirty industry lockers

- Welded metallic construction.
- Stamped label holder on doors.
- Ventilation slots for air circulation.
- Hidden hinges with 120° opening doors, cannot be pulled out in opened and closed position.
- Doors with reinforcement to make it more solid and plastic sound breakers for comfortable usage.
- Holes on the sides to connect lockers to each other.
- 1 compartment has a top shelf with a coat hanger rail, hooks and a central divider 2/3 - 1/3 to separate clean clothes from dirty clothes.
- Closure with padlock latch or cylinder lock (supplied with 2 keys).
- Epoxy powder coating (textured).

Available closure



SE MO

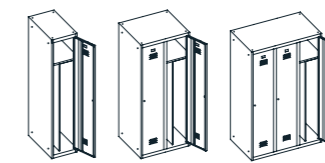
Code :

No feet : RB

H: 1800 x W: 400 x D: 500 mm

On feet : RL (welded)

H: 1900 x W: 400 x D: 500 mm



Clear opening dimensions per door :
1682 x 310 x 455 mm (H x W x D)

Code	Description	Height (mm)	Width (mm)	Depth (mm)
RB651	Clean/dirty industry locker - 1 column	1800	400	500
RB652	Clean/dirty industry locker - 2 columns	1800	800	500
RB653	Clean/dirty industry locker - 3 columns	1800	1200	500

+ Optional : For accessories see page 29/33



I-design

Each compartment has a top shelf with a coat hanger rail and hooks.



Locker swing doors I & T-design

- Welded metallic construction.
- Stamped label holder on doors.
- Ventilation slots for air circulation.
- Hidden hinges with 120° opening doors, cannot be pulled out in opened and closed position.
- Doors with reinforcement to make it more solid and plastic sound breakers for comfortable usage.
- Holes on the sides to connect lockers to each other.
- Closure with padlock latch or cylinder lock (supplied with 2 keys).
- Epoxy powder coating (textured).

Available closure



Code :

No feet : RVIB - RVISB

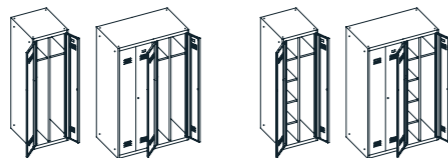
H: 1800 x W: 600/1200 or 800 x D: 500 mm

On feet : RVIL - RVISL (welded)

H: 1900 x W: 600/1200 or 800 x D: 500 mm

I - design with shelves :

Left compartment has 4 fixed shelves. Right compartment has 1 shelf and a coat hanger rail and hooks.



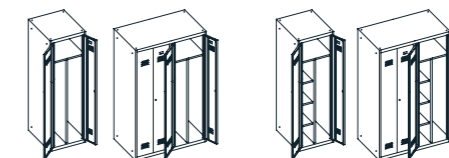
Clear opening dimensions per door :
1682 x 210/310 x 455 mm (H x W x D)

Code	Description	Height (mm)	Width (mm)	Depth (mm)
RVIB612	Locker swing doors I-design - 1 column	1800	600	500
RVIB622	Locker swing doors I-design - 2 columns	1800	1200	500
RVIB812	Locker swing doors I-design - 1 column	1800	800	500

Code	Description	Height (mm)	Width (mm)	Depth (mm)
RVISB612	Locker swing doors I-design with shelves - 1 column	1800	600	500
RVISB622	Locker swing doors I-design with shelves - 2 columns	1800	1200	500
RVISB812	Locker swing doors I-design with shelves - 1 column	1800	800	500

T - design with shelves :

The locker has a top shelf with a central divider under the shelf. Left compartment has 3 fixed shelves. Right compartment has a coat hanger rail and hooks.



T - design :

The locker has a top shelf with a central divider under the shelf. Each compartment has a coat hanger rail and hooks.

Code :

No feet : RVTB - RVTSB

H: 1800 x W: 600/1200 or 800 x D: 500 mm

On feet : RVTL - RVTSL (welded)

H: 1900 x W: 600/1200 or 800 x D: 500 mm

Clear opening dimensions per door :
1682 x 210/310 x 455 mm (H x W x D)

Code	Description	Height (mm)	Width (mm)	Depth (mm)
RVTB612	Locker swing doors T-design - 1 column	1800	600	500
RVTB622	Locker swing doors T-design - 2 columns	1800	1200	500
RVTB812	Locker swing doors T-design - 1 column	1800	800	500

Code	Description	Height (mm)	Width (mm)	Depth (mm)
RVTSB612	Locker swing doors T-design with shelves - 1 column	1800	600	500
RVTSB622	Locker swing doors T-design with shelves - 2 columns	1800	1200	500
RVTSB812	Locker swing doors T-design with shelves - 1 column	1800	800	500



+ Optional : For accessories see page 29/33

Standard colours.....



www.uda.com.tr

www.uda.com.tr






Z-lockers - Z design

- Welded metallic construction.
- Stamped label holder on doors.
- Ventilation holes for air circulation.
- Hidden hinges with 120° opening doors, cannot be pulled out in opened and closed position.
- Doors with reinforcement to make it more solid and plastic sound breakers for comfortable usage.
- Holes on the sides to connect lockers to each other.
- 2 L-shaped compartments separated in 1 column of 300 or 400 mm width.
- Each compartment has a coat hanger rail and hooks.
- Closure with padlock latch or cylinder lock (supplied with 2 keys).
- Epoxy powder coating (textured).

• Available closure



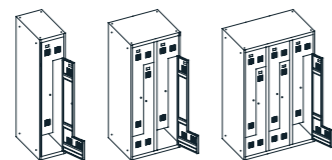
• Code :

No feet : ZB

H: 1800 x W: 300 or 400 x D: 500 mm

On feet : ZL (welded)

H: 1900 x W: 300 or 400 x D: 500 mm



Clear opening dimensions per compartment (H x W x D) :
For W: 300 - 1380 x 225/100 x 455 mm
For W: 400 - 1380 x 325/100 x 455 mm
 Height of the wide section : 280 mm

Code	Description	Height (mm)	Width (mm)	Depth (mm)
ZB552	Z-Locker - 1 column x 2 tiers	1800	300	500
ZB554	Z-Locker - 2 columns x 2 tiers	1800	600	500
ZB556	Z-Locker - 3 columns x 2 tiers	1800	900	500
ZB652	Z-Locker - 1 column x 2 tiers	1800	400	500
ZB654	Z-Locker - 2 columns x 2 tiers	1800	800	500
ZB656	Z-Locker - 3 columns x 2 tiers	1800	1200	500



Z-lockers - I design

- Welded metallic construction.
- Stamped label holder on doors.
- Ventilation holes for air circulation.
- Hidden hinges with 120° opening doors, cannot be pulled out in opened and closed position.
- Doors with reinforcement to make it more solid and plastic sound breakers for comfortable usage.
- Holes on the sides to connect lockers to each other.
- 2 compartments separated in 1 column of 400 mm width in I design.
- Each compartment has a coat hanger rail and hooks.
- Closure with padlock latch or cylinder lock (supplied with 2 keys).
- Epoxy powder coating (textured).

• Available closure



• Code :

No feet : ZB

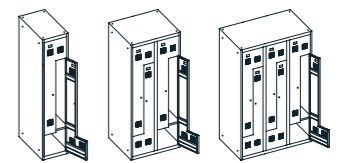
H: 1800 x W: 400 x D: 500 mm

On feet : ZL (welded)

H: 1900 x W: 400 x D: 500 mm



Clear opening dimensions per compartment :
 1380 x 325/100 x 455 mm
 Height of the wide section : 280 mm



Code	Description	Height (mm)	Width (mm)	Depth (mm)
ZB662	Z-Locker - 1 column x 2 tiers	1800	400	500
ZB664	Z-Locker - 2 columns x 2 tiers	1800	800	500
ZB666	Z-Locker - 3 columns x 2 tiers	1800	1200	500

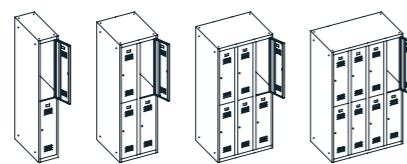
+ Optional : For accessories see page 29/33





Double-tier lockers


- Welded metallic construction.
- Stamped label holder on doors.
- Ventilation slots for air circulation.
- Hidden hinges with 120° opening doors, cannot be pulled out in opened and closed position.
- Doors with reinforcement to make it more solid and plastic sound breakers for comfortable usage.
- Holes on the sides to connect lockers to each other.
- 1 compartment has a top shelf with a coat hanger rail and hooks.
- 1 column of 300 or 400 mm width.
- Closure with padlock latch or cylinder lock (supplied with 2 keys).
- Epoxy powder coating (textured).



Clear opening dimensions per door :
827 x 210/310 x 455 mm (H x W x D)

Code	Description	Height (mm)	Width (mm)	Depth (mm)
RB312	Double-tier locker - 1 column x 2 tiers	1800	300	500
RB322	Double-tier locker - 2 columns x 2 tiers	1800	600	500
RB332	Double-tier locker - 3 columns x 2 tiers	1800	900	500
RB342	Double-tier locker - 4 columns x 2 tiers	1800	1200	500
RB412	Double-tier locker - 1 column x 2 tiers	1800	400	500
RB422	Double-tier locker - 2 columns x 2 tiers	1800	800	500
RB432	Double-tier locker - 3 columns x 2 tiers	1800	1200	500

Available closure



Code :

No feet : RB

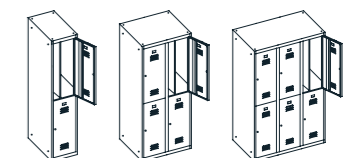
H: 1800 x W: 300 or 400 x D: 500 mm

On feet : RL (welded)

H: 1900 x W: 300 or 400 x D: 500 mm

Double-tier lockers with divider

- Welded metallic construction.
- Stamped label holder on doors.
- Ventilation slots for air circulation.
- Hidden hinges with 120° opening doors, cannot be pulled out in opened and closed position.
- Doors with reinforcement to make it more solid and plastic sound breakers for comfortable usage.
- Holes on the sides to connect lockers to each other.
- 1 compartment has a top shelf with a coat hanger rail, hooks and a central divider 2/3 - 1/3 to separate clean clothes from dirty clothes.
- Closure with padlock latch or cylinder lock (supplied with 2 keys).
- Epoxy powder coating (textured).



Clear opening dimensions per door :
827 x 310 x 455 mm (H x W x D)

Available closure



Code :

No feet : RDB

H: 1800 x W: 400 x D: 500 mm

On feet : RDL (welded)

H: 1900 x W: 400 x D: 500 mm

Code	Description	Height (mm)	Width (mm)	Depth (mm)
RDB412	Double-tier locker with divider - 1 column x 2 tiers	1800	400	500
RDB422	Double-tier locker with divider - 2 columns x 2 tiers	1800	800	500
RDB432	Double-tier locker with divider - 3 columns x 2 tiers	1800	1200	500

+ Optional : For accessories see page 29/33



Multi-compartment lockers

3/4 tiers


Multi-compartment lockers

5/6 tiers

Multi-compartment lockers 3/4/5/6 tiers

- Welded metallic construction.
- Stamped label holder on doors.
- Hidden hinges with 120° opening doors, cannot be pulled out in opened and closed position.
- Doors with reinforcement to make it more solid and plastic sound breakers for comfortable usage.
- Perforated back panel for ventilation.
- Holes on the sides to connect lockers to each other.
- 1 column of 300 or 400 mm width.
- Closure with padlock latch or cylinder lock (supplied with 2 keys).
- Epoxy powder coating (textured).

• Available closure



• Code :

No feet : MB

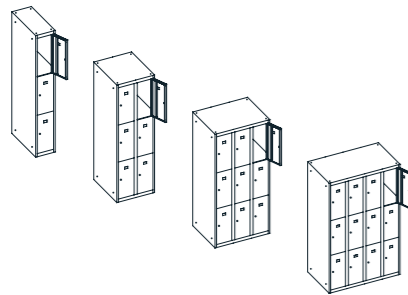
H: 1800 x W: 300 or 400 x D: 500 mm

On feet : ML (welded)

H: 1900 x W: 300 or 400 x D: 500 mm



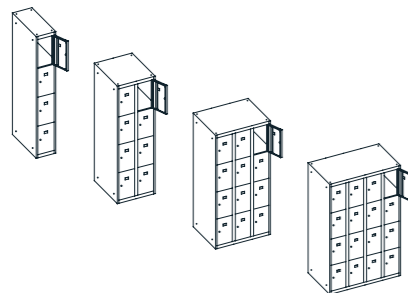
Clear opening dimensions per door :
544 x 210/310 x 455 mm (H x W x D)



Multi-compartment lockers - 3 tiers

Code	Description	Height (mm)	Width (mm)	Depth (mm)
MB313	Multi-compartment locker - 1 column x 3 tiers	1800	300	500
MB323	Multi-compartment locker - 2 columns x 3 tiers	1800	600	500
MB333	Multi-compartment locker - 3 columns x 3 tiers	1800	900	500
MB343	Multi-compartment locker - 4 columns x 3 tiers	1800	1200	500
MB413	Multi-compartment locker - 1 column x 3 tiers	1800	400	500
MB423	Multi-compartment locker - 2 columns x 3 tiers	1800	800	500
MB433	Multi-compartment locker - 3 columns x 3 tiers	1800	1200	500

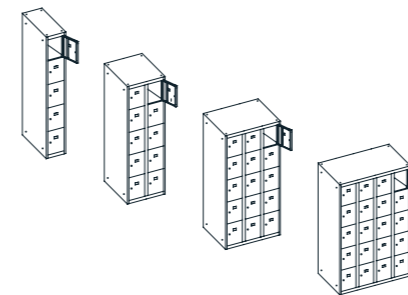
Clear opening dimensions per door :
402 x 210/310 x 455 mm (H x W x D)



Multi-compartment lockers - 4 tiers

Code	Description	Height (mm)	Width (mm)	Depth (mm)
MB314	Multi-compartment locker - 1 column x 4 tiers	1800	300	500
MB324	Multi-compartment locker - 2 columns x 4 tiers	1800	600	500
MB334	Multi-compartment locker - 3 columns x 4 tiers	1800	900	500
MB344	Multi-compartment locker - 4 columns x 4 tiers	1800	1200	500
MB414	Multi-compartment locker - 1 column x 4 tiers	1800	400	500
MB424	Multi-compartment locker - 2 columns x 4 tiers	1800	800	500
MB434	Multi-compartment locker - 3 columns x 4 tiers	1800	1200	500

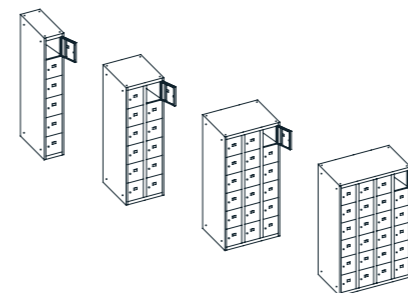
Clear opening dimensions per door :
318 x 210/310 x 455 mm (H x W x D)



Multi-compartment lockers - 5 tiers

Code	Description	Height (mm)	Width (mm)	Depth (mm)
MB315	Multi-compartment locker - 1 column x 5 tiers	1800	300	500
MB325	Multi-compartment locker - 2 columns x 5 tiers	1800	600	500
MB335	Multi-compartment locker - 3 columns x 5 tiers	1800	900	500
MB345	Multi-compartment locker - 4 columns x 5 tiers	1800	1200	500
MB415	Multi-compartment locker - 1 column x 5 tiers	1800	400	500
MB425	Multi-compartment locker - 2 columns x 5 tiers	1800	800	500
MB435	Multi-compartment locker - 3 columns x 5 tiers	1800	1200	500

Clear opening dimensions per door :
261 x 210/310 x 455 mm (H x W x D)



Multi-compartment lockers - 6 tiers

Code	Description	Height (mm)	Width (mm)	Depth (mm)
MB316	Multi-compartment locker - 1 column x 6 tiers	1800	300	500
MB326	Multi-compartment locker - 2 columns x 6 tiers	1800	600	500
MB336	Multi-compartment locker - 3 columns x 6 tiers	1800	900	500
MB346	Multi-compartment locker - 4 columns x 6 tiers	1800	1200	500
MB416	Multi-compartment locker - 1 column x 6 tiers	1800	400	500
MB426	Multi-compartment locker - 2 columns x 6 tiers	1800	800	500
MB436	Multi-compartment locker - 3 columns x 6 tiers	1800	1200	500



Multi-compartment lockers

8/10 tiers


Multi-compartment lockers

Plexiglass doors - 8/10 tiers

Multi-compartment lockers 8/10 tiers

- Welded metallic construction.
- Stamped label holder on doors.
- Hidden hinges with 120° opening doors, cannot be pulled out in opened and closed position.
- Doors with reinforcement to make it more solid and plastic sound breakers for comfortable usage.
- Perforated back panel for ventilation.
- Holes on the sides to connect lockers to each other.
- 1 column of 300 or 400 mm width.
- Closure with padlock latch or cylinder lock (supplied with 2 keys).
- Epoxy powder coating (textured).

• Available closure



- **Code :**
No feet : MB
H: 1800 x W: 300 or 400 x D: 500 mm
On feet : ML (welded)
H: 1900 x W: 300 or 400 x D: 500 mm



Multi-compartment lockers Plexiglass doors 8/10 tiers

- Welded metallic construction.
- Hidden hinges with 120° opening doors, cannot be pulled out in opened and closed position.
- Perforated back panel for ventilation.
- Plexiglass doors are provided with plastic sound breakers for comfortable usage.
- Holes on the sides to connect lockers to each other.
- 1 column of 300 or 400 mm width.
- Closure with padlock latch or cylinder lock (supplied with 2 keys).
- Epoxy powder coating (textured).

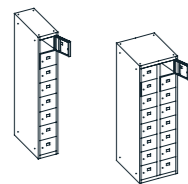
• Available closure



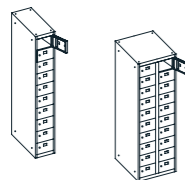
- **Code :**
No feet : MPB
H: 1800 x W: 300 or 400 x D: 500 mm
On feet : MPL (welded)
H: 1900 x W: 300 or 400 x D: 500 mm



Clear opening dimensions per door :
209 x 210/310 x 455 mm (H x W x D)



Clear opening dimensions per door :
147 x 210/310 x 455 mm (H x W x D)



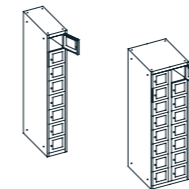
Multi-compartment lockers - 8 tiers

Code	Description	Height (mm)	Width (mm)	Depth (mm)
MB318	Multi-compartment locker - 1 column x 8 tiers	1800	300	500
MB328	Multi-compartment locker - 2 columns x 8 tiers	1800	600	500
MB418	Multi-compartment locker - 1 column x 8 tiers	1800	400	500
MB428	Multi-compartment locker - 2 columns x 8 tiers	1800	800	500

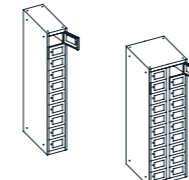
Multi-compartment lockers - 10 tiers

Code	Description	Height (mm)	Width (mm)	Depth (mm)
MB3110	Multi-compartment locker - 1 column x 10 tiers	1800	300	500
MB3210	Multi-compartment locker - 2 columns x 10 tiers	1800	600	500
MB4110	Multi-compartment locker - 1 column x 10 tiers	1800	400	500
MB4210	Multi-compartment locker - 2 columns x 10 tiers	1800	800	500

Clear opening dimensions per door :
209 x 210/310 x 455 mm (H x W x D)



Clear opening dimensions per door :
147 x 210/310 x 455 mm (H x W x D)



Multi-compartment lockers - plexiglass doors - 8 tiers

Code	Description	Height (mm)	Width (mm)	Depth (mm)
MPB318	Multi-comp. locker - plexi doors - 1 col. x 8 tiers	1800	300	500
MPB328	Multi-comp. locker - plexi doors - 2 col. x 8 tiers	1800	600	500
MPB418	Multi-comp. locker - plexi doors - 1 col. x 8 tiers	1800	400	500
MPB428	Multi-comp. locker - plexi doors - 2 col. x 8 tiers	1800	800	500

Multi-compartment lockers - plexiglass doors - 10 tiers

Code	Description	Height (mm)	Width (mm)	Depth (mm)
MPB3110	Multi-comp. locker - plexi doors - 1 col. x 10 tiers	1800	300	500
MPB3210	Multi-comp. locker - plexi doors - 2 col. x 10 tiers	1800	600	500
MPB4110	Multi-comp. locker - plexi doors - 1 col. x 10 tiers	1800	400	500
MPB4210	Multi-comp. locker - plexi doors - 2 col. x 10 tiers	1800	800	500



Multi-compartment lockers

Plexiglass doors - 3/4 tiers


Multi-compartment lockers

Plexiglass doors - 5/6 tiers

Multi-compartment lockers Plexiglass doors 3/4/5/6 tiers

- Welded metallic construction.
- Hidden hinges with 120° opening doors, cannot be pulled out in opened and closed position.
- Perforated back panel for ventilation.
- Plexiglass doors are provided with plastic sound breakers for comfortable usage.
- Holes on the sides to connect lockers to each other.
- 1 column of 300 or 400 mm width.
- Closure with padlock latch or cylinder lock (supplied with 2 keys).
- Epoxy powder coating (textured).

Available closure



Code :

No feet : MPB

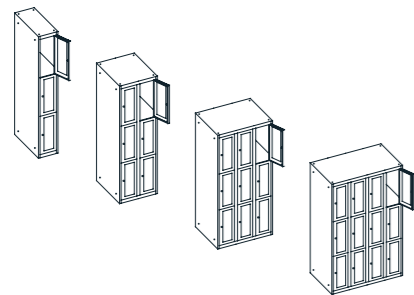
H: 1800 x W: 300 or 400 x D: 500 mm

On feet : MPL (welded)

H: 1900 x W: 300 or 400 x D: 500 mm



Clear opening dimensions per door :
544 x 210/310 x 455 mm (H x W x D)



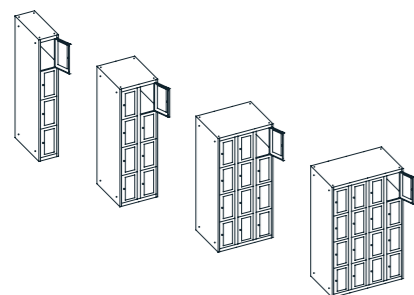
Multi-compartment lockers - plexiglass doors - 3 tiers

Code	Description	Height (mm)	Width (mm)	Depth (mm)
MPB313	Multi-comp. locker - plexi doors - 1 col. x 3 tiers	1800	300	500
MPB323	Multi-comp. locker - plexi doors - 2 col. x 3 tiers	1800	600	500
MPB333	Multi-comp. locker - plexi doors - 3 col. x 3 tiers	1800	900	500
MPB343	Multi-comp. locker - plexi doors - 4 col. x 3 tiers	1800	1200	500
MPB413	Multi-comp. locker - plexi doors - 1 col. x 3 tiers	1800	400	500
MPB423	Multi-comp. locker - plexi doors - 2 col. x 3 tiers	1800	800	500
MPB433	Multi-comp. locker - plexi doors - 3 col. x 3 tiers	1800	1200	500

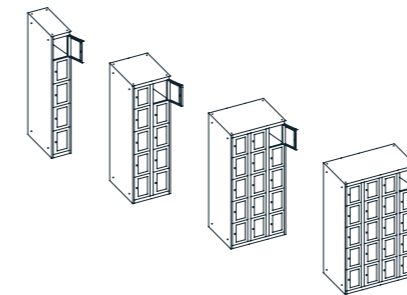
Multi-compartment lockers - plexiglass doors - 4 tiers

Code	Description	Height (mm)	Width (mm)	Depth (mm)
MPB314	Multi-comp. locker - plexi doors - 1 col. x 4 tiers	1800	300	500
MPB324	Multi-comp. locker - plexi doors - 2 col. x 4 tiers	1800	600	500
MPB334	Multi-comp. locker - plexi doors - 3 col. x 4 tiers	1800	900	500
MPB344	Multi-comp. locker - plexi doors - 4 col. x 4 tiers	1800	1200	500
MPB414	Multi-comp. locker - plexi doors - 1 col. x 4 tiers	1800	400	500
MPB424	Multi-comp. locker - plexi doors - 2 col. x 4 tiers	1800	800	500
MPB434	Multi-comp. locker - plexi doors - 3 col. x 4 tiers	1800	1200	500

Clear opening dimensions per door :
402 x 210/310 x 455 mm (H x W x D)



Clear opening dimensions per door :
544 x 210/310 x 455 mm (H x W x D)



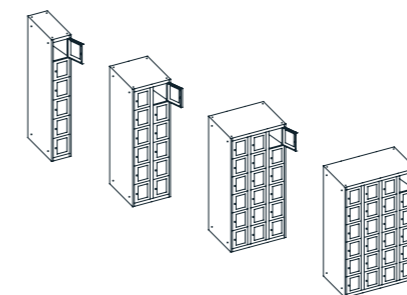
Multi-compartment lockers - plexiglass doors - 5 tiers

Code	Description	Height (mm)	Width (mm)	Depth (mm)
MPB315	Multi-comp. locker - plexi doors - 1 col. x 5 tiers	1800	300	500
MPB325	Multi-comp. locker - plexi doors - 2 col. x 5 tiers	1800	600	500
MPB335	Multi-comp. locker - plexi doors - 3 col. x 5 tiers	1800	900	500
MPB345	Multi-comp. locker - plexi doors - 4 col. x 5 tiers	1800	1200	500
MPB415	Multi-comp. locker - plexi doors - 1 col. x 5 tiers	1800	400	500
MPB425	Multi-comp. locker - plexi doors - 2 col. x 5 tiers	1800	800	500
MPB435	Multi-comp. locker - plexi doors - 3 col. x 5 tiers	1800	1200	500

Multi-compartment lockers - plexiglass doors - 6 tiers

Code	Description	Height (mm)	Width (mm)	Depth (mm)
MPB316	Multi-comp. locker - plexi doors - 1 col. x 6 tiers	1800	300	500
MPB326	Multi-comp. locker - plexi doors - 2 col. x 6 tiers	1800	600	500
MPB336	Multi-comp. locker - plexi doors - 3 col. x 6 tiers	1800	900	500
MPB346	Multi-comp. locker - plexi doors - 4 col. x 6 tiers	1800	1200	500
MPB416	Multi-comp. locker - plexi doors - 1 col. x 6 tiers	1800	400	500
MPB426	Multi-comp. locker - plexi doors - 2 col. x 6 tiers	1800	800	500
MPB436	Multi-comp. locker - plexi doors - 3 col. x 6 tiers	1800	1200	500

Clear opening dimensions per door :
402 x 210/310 x 455 mm (H x W x D)



School lockers 3/4 tiers

- Welded metallic construction.
- Stamped label holder on doors.
- Hidden hinges with 120° opening doors, cannot be pulled out in opened and closed position.
- Doors with reinforcement to make it more solid and plastic sound breakers for comfortable usage.
- Perforated back panel for ventilation.
- Holes on the sides to connect lockers to each other.
- 1 column of 300 or 400 mm width.
- Closure with padlock latch or cylinder lock (supplied with 2 keys).
- Epoxy powder coating (textured).
- Optional: On base (H: 100 mm).

Available closure



Code :

No feet : MSB

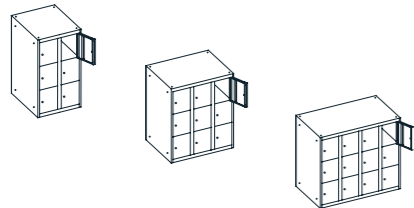
H: 1800 x W: 300 or 400 x D: 500 mm

On feet : MSL (welded)

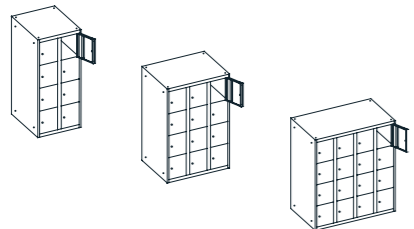
H: 1900 x W: 300 or 400 x D: 500 mm



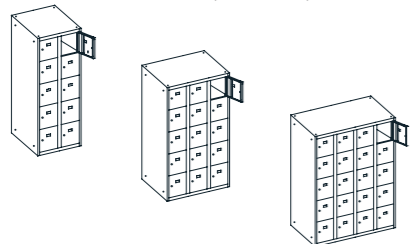
Clear opening dimensions per door :
318 x 210/310 x 455 mm (H x W x D)



Clear opening dimensions per door :
318 x 210/310 x 455 mm (H x W x D)



Clear opening dimensions per door :
318 x 210/310 x 455 mm (H x W x D)



School lockers - 3 tiers

Code	Description	Height (mm)	Width (mm)	Depth (mm)
MSB323	School locker - 2 columns x 3 tiers	1120	600	500
MSB333	School locker - 3 columns x 3 tiers	1120	900	500
MSB343	School locker - 4 columns x 3 tiers	1120	1200	500
MSB423	School locker - 2 columns x 3 tiers	1120	800	500
MSB433	School locker - 3 columns x 3 tiers	1120	1200	500

School lockers - 4 tiers

Code	Description	Height (mm)	Width (mm)	Depth (mm)
MSB324	School locker - 2 columns x 4 tiers	1460	600	500
MSB334	School locker - 3 columns x 4 tiers	1460	900	500
MSB344	School locker - 4 columns x 4 tiers	1460	1200	500
MSB424	School locker - 2 columns x 4 tiers	1460	800	500
MSB434	School locker - 3 columns x 4 tiers	1460	1200	500

School lockers - 5 tiers

Code	Description	Height (mm)	Width (mm)	Depth (mm)
MSB325	School locker - 2 columns x 5 tiers	1800	600	500
MSB335	School locker - 3 columns x 5 tiers	1800	900	500
MSB345	School locker - 4 columns x 5 tiers	1800	1200	500
MSB425	School locker - 2 columns x 5 tiers	1800	800	500
MSB435	School locker - 3 columns x 5 tiers	1800	1200	500

Visitable school lockers

- Welded metallic construction.
- Stamped label holder on doors.
- Hidden hinges with 180° opening doors, cannot be pulled out in opened and closed position.
- Doors with reinforcement to make it more solid and plastic sound breakers for comfortable usage.
- Holes on the sides to connect lockers to each other.
- Central opening of all tiers with only one closure, cylinder lock (supplied with 2 keys).
- 2 point security lock on the top and bottom of turn handle.
- Each tier contains padlock latch or cylinder lock (with 2 keys).
- Epoxy powder coating (textured).
- Optional: Square profile feet with adjustable levellers (H: 100 mm).

Available closure



Code :

No feet : VSB

H: 1700 x W: 900 x D: 500 mm

On feet : VSL (welded)

H: 1800 x W: 900 x D: 500 mm

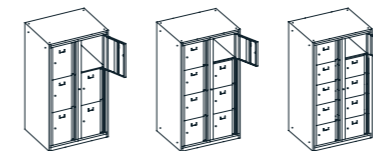
No feet : VHB

H: 1950 x W: 900 x D: 500 mm

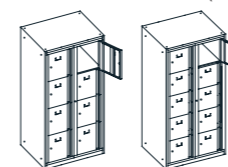
On feet : VHL (welded)

H: 2050 x W: 900 x D: 500 mm

Clear opening dimensions per door :
3 tier : 505 x 315 x 455 mm (H x W x D)
4 tier : 373 x 315 x 455 mm (H x W x D)
5 tier : 294 x 315 x 455 mm (H x W x D)



Clear opening dimensions per door :
4 tier : 410 x 315 x 455 mm (H x W x D)
5 tier : 320 x 315 x 455 mm (H x W x D)



Visitable school lockers - 3/4/5 tiers

Code	Description	Height (mm)	Width (mm)	Depth (mm)
VSB906	Visitable school locker - 2 columns x 3 tiers	1700	900	500
VSB908	Visitable school locker - 2 columns x 4 tiers	1700	900	500
VSB910	Visitable school locker - 2 columns x 5 tiers	1700	900	500

Visitable school lockers - 4/5 tiers

Code	Description	Height (mm)	Width (mm)	Depth (mm)
VHB908	Visitable school locker - 2 columns x 4 tiers	1950	900	500
VHB910	Visitable school locker - 2 columns x 5 tiers	1950	900	500

Standard colours.....



+ Optional : For accessories see page 29/33



www.uda.com.tr

www.uda.com.tr





School lockers

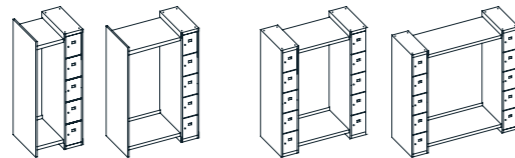


Cloakroom storage unit

The cloakroom unit consists of a side panel, a top shelf with hanger rail and a bottom shelf. The cloakroom unit can be easily assembled to both sides of the locker.


Cloakroom storage units

- Stamped label holder on doors.
- Perforated back panel for ventilation.
- Hidden hinges with 120° opening doors, cannot be pulled out in opened and closed position.
- Doors with reinforcement to make it more solid and plastic sound breakers for comfortable usage.
- Holes on the sides to connect lockers to each other.
- Cloakroom units consist of 1 or 2 columns with 5 tiers and 1 cloakroom with 1 top shelf, 1 coat hanger rail and 1 bottom shelf.
- Column of width 300 or 400 mm.
- Closure with padlock latch or cylinder lock (supplied with 2 keys).
- Epoxy powder coating (textured).



Clear opening dimensions per door :
318 x 210/310 x 455 mm (H x W x D)

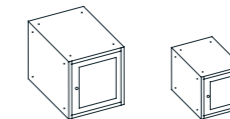
Code	Description	Height (mm)	Width (mm)	Depth (mm)
CS1C345	Cloakroom storage unit - 5 tiers (1 col.) W: 300+450 mm	1800	750	500
CS1C390	Cloakroom storage unit - 5 tiers (1 col.) W: 300+900 mm	1800	1200	500
CS1C445	Cloakroom storage unit - 5 tiers (1 col.) W: 400+450 mm	1800	850	500
CS1C490	Cloakroom storage unit - 5 tiers (1 col.) W: 400+900 mm	1800	1300	500
Code	Description	Height (mm)	Width (mm)	Depth (mm)
CS2C390	Cloakroom storage unit - 5 tiers (2 col.) W: 600+900 mm	1800	1500	500
CS2C3135	Cloakroom storage unit - 5 tiers (2 col.) W: 600+1350 mm	1800	1950	500
CS2C490	Cloakroom storage unit - 5 tiers (2 col.) W: 800+900 mm	1800	1700	500
CS2C4135	Cloakroom storage unit - 5 tiers (2 col.) W: 800+1350 mm	1800	2150	500



Available closure



Standard colours



Clear opening dimensions per door :
C130 220 x 215 x 275 mm (H x W x D)
C138 295 x 290 x 350 mm (H x W x D)
C145 365 x 360 x 420 mm (H x W x D)

Individual cube locker

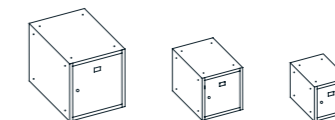
- Welded metallic construction.
- Stamped label holder on doors.
- Hidden hinges with 120° opening doors, cannot be pulled out in opened and closed position.
- Doors with reinforcement to make it more solid and plastic sound breakers for comfortable usage.
- Cube can be superposed and joinable.
- Closure with padlock latch or cylinder lock (supplied with 2 keys).
- Optional: Plexiglass door and base (H: 100 mm).
- Epoxy powder coating (textured).

Available closure

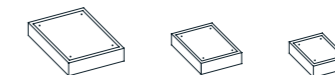


Standard colours

Code	Description	Height (mm)	Width (mm)	Depth (mm)
CIP38	Cube locker - plexi doors W:380 mm	380	380	380
CIP45	Cube locker - plexi doors W:450 mm	450	450	450



Code	Description	Height (mm)	Width (mm)	Depth (mm)
C130	Cube locker W:305 mm	305	305	305
C138	Cube locker W:380 mm	380	380	380
C145	Cube locker W:450 mm	450	450	450



Code	Description	Height (mm)	Width (mm)	Depth (mm)
CIB30	Base for cube locker W:305 mm	100	305	305
CIB38	Base for cube locker W:380 mm	100	380	380
CIB45	Base for cube locker W:450 mm	100	450	450





Clean-laundry distribution lockers

- Welded metallic construction.
- Stamped label holder on doors.
- Hidden hinges with 120° opening doors, cannot be pulled out in opened and closed position.
- Doors with reinforcement to make it more solid and plastic sound breakers for comfortable usage.
- Holes on the sides to connect lockers to each other.
- Central opening of all tiers with only one closure cylinder lock (supplied with 2 keys).
- Each tier contains a padlock latch or cylinder lock (supplied with 2 keys).
- Epoxy powder coating (textured).

Code :

No feet : DLB - CLB

H: 1800 x W: 400 x D: 500 mm

On feet : DLL - CLL (welded)

H: 1900 x W: 400 x D: 500 mm

Available closure



SE

MO

Dirty-laundry collecting lockers

- Welded metallic construction.
- Hidden hinges with 120° opening doors, cannot be pulled out in opened and closed position.
- Doors with reinforcement to make it more solid and plastic sound breakers for comfortable usage.
- Holes on the sides to connect lockers to each other.
- 1 trapdoor at the top of the door.
- 4 hooks to hold the bag receiving the dirty laundry.
- Closure with cylinder lock (supplied with 2 keys).
- Epoxy powder coating (textured).
- Clear opening dimensions of the trapdoor: 250 x 300 mm (H x W).


Cleaning equipment locker

Left compartment 4 adjustable shelves with a place for the bucket.
Right compartment 1 coat hanger rail with 3 sliding hooks.

Cleaning equipment locker Laundry locker

- Welded metallic construction.
- Stamped label holder on doors.
- Ventilation slots for air circulation.
- Hidden hinges with 120° opening doors, cannot be pulled out in opened and closed position.
- Doors with reinforcement to make it more solid and plastic sound breakers for comfortable usage.
- Holes on the sides to connect lockers to each other.
- Central closure with padlock latch or cylinder lock (supplied with 2 keys).
- Standard on H:100 mm base.
- Epoxy powder coating (textured).

Available closure



SE

MO

Clear opening dimensions per door :

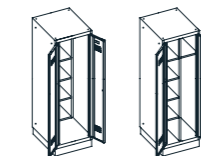
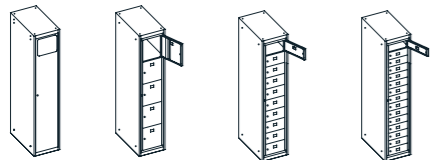
5 tiers: 311 x 250 x 455 mm (H x W x D)

10 tiers: 148 x 250 x 455 mm (H x W x D)

15 tiers: 94 x 250 x 455 mm (H x W x D)

Laundry lockers

Code	Description	Height (mm)	Width (mm)	Depth (mm)
DLB4101	Dirty-laundry collecting locker - 1 col.	1800	400	500
CLB4105	Clean-laundry distribution locker - 1 col. x 5 tiers	1800	400	500
CLB4110	Clean-laundry distribution locker - 1 col. x 10 tiers	1800	400	500
CLB4115	Clean-laundry distribution locker - 1 col. x 15 tiers	1800	400	500



Clear opening dimensions per door :
1682 x 210 x 455 mm (H x W x D)

Code	Description	Height (mm)	Width (mm)	Depth (mm)
RCB612	Cleaning equipment locker	1800	600	500
RLB612	Laundry locker	1800	600	500



7035

Standard colours



7035 5005 5015



www.uda.com.tr

www.uda.com.tr





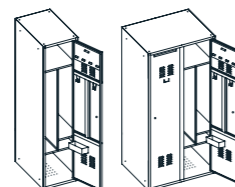
Fireman's locker

- Welded metallic construction.
- Stamped label holder on doors.
- Ventilation slots for air circulation.
- Hidden hinges with 120° opening doors can not be pulled out in opened and closed position.
- Doors are provided with horizontal and vertical reinforcement to make it more solid.
- Doors are provided with sound breakers for comfortable usage.
- Holes on the sides to connect lockers to eachother.
- 1 top shelf for fireman's helmet.
- 1 central divider to separate the laundry.
- 1 coat hanger rail in each compartment.
- 1 removable shelf for shoes.
- 2 hooks for towels and 1 compartment for waxing box.
- Closure with padlock latch or cylinder lock (supplied with 2 keys).
- Height of the feet H: 100 mm (with adjustable levellers).
- Epoxy powder coating (textured).

Available closure



- **Code :**
No feet : RBA
H: 1950 x W: 500 or 1000 x D: 550 mm
- **On feet : RLA (welded)**
H: 2050 x W: 500 or 1000 x D: 550 mm



Clear opening dimensions per door :
1900 x 415 x 505 mm (H x W x D)

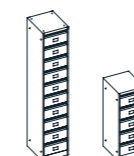
Code	Description	Height (mm)	Width (mm)	Depth (mm)
RBA701	Fireman's locker - 1 column	1950	500	550
RBA702	Fireman's locker - 2 columns	1950	1000	550



Flap door cabinets


- Welded metallic construction.
- Stamped label holder on doors.
- 140° opening doors.
- Dismountable doors.
- Magnetic riveted closure.
- Epoxy powder coating.

- **Standard colours :** 7035 7016



Clear opening dimensions per door :
160 x 370 x 305 mm (H x W x D)

Code	Description	Height (mm)	Width (mm)	Depth (mm)
RMC05	Flap door cabinet - 5 tiers	1050	410	345
RMC10	Flap door cabinet - 10 tiers	1980	410	345



Mailbox lockers

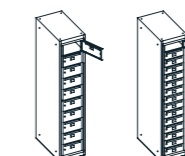
- Welded metallic construction.
- Stamped label holder on doors.
- Letter holes on each door.
- Hidden hinges with 120° opening doors, cannot be pulled out in opened and closed position.
- Doors with reinforcement to make it more solid and plastic sound breakers for comfortable usage.
- Holes on the sides to connect lockers to eachother.
- Central opening of all tiers with only one closure cylinder lock (supplied with 2 keys).
- Each tiers contains padlock latch or cylinder lock (supplied with 2 keys).
- Epoxy powder coating (textured).

Available closure



- **Code :**
No feet : MXB
H: 1800 x W: 400 x D: 500 mm
- **On feet : MXL (welded)**
H: 1900 x W: 400 x D: 500 mm

- **Standard colours :** 7035 5005 5015



Clear opening dimensions per door :
10 tiers : 148 x 250 x 455 mm (H x W x D)
15 tiers : 94 x 250 x 455 mm (H x W x D)

Code	Description	Height (mm)	Width (mm)	Depth (mm)
MXB4110	Mailbox locker - 1 column x 10 tiers	1800	400	500
MXB4115	Mailbox locker - 1 column x 15 tiers	1800	400	500



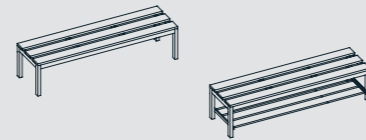
Benches

- Structure made with square tubes of 40 x 20 mm.
- Depth of the seat is 300 mm, height is 400 mm.
- Contains 3 pieces of varnished laths.
- Feet are square tubes of 30 x 30 mm with adjustable levellers.
- Delivered with feet not fitted.
- Epoxy powder coating (textured).



Benches

Code without shoe rack	Code with shoe rack	Description	Height (mm)	Width (mm)	Depth (mm)
BC1040	BC1040SH	Bench - W: 1000	400	1000	300
BC1540	BC1540SH	Bench - W: 1500	400	1500	300
BC2040	BC2040SH	Bench - W: 2000	400	2000	300



Bench unit

- Structure made with square tubes of 40 x 20 mm.
- Depth of the seat is 375 mm, height is 400 mm.
- Contains 4 pieces of varnished laths.
- Feet are square tubes of 30 x 30 mm with adjustable levellers.
- Delivered with feet not fitted.



Metal frame

- Structure made with square tubes of 40 x 30 mm.
- Metal frame is provided with two square tubes for reinforcement.
- 1 piece of varnished lath made for hooks.
- 1 piece of varnished lath made for back rest.
- Width available in 1000, 1200 or 1500 mm.
- Epoxy powder coating (textured).

Base-bench

- Structure made with square tubes of 40 x 20 mm.
- Depth of the seat is 300 mm, height is 400 mm.
- Contains 3 pieces of varnished laths.
- Feet are square tubes of 30 x 30 mm with adjustable levellers.
- Delivered with feet not fitted.
- Epoxy powder coating (textured).

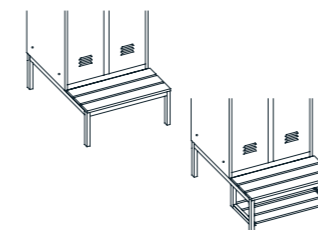


Benches units

Code without shoe rack	Code with shoe rack	Description	Height (mm)	Width (mm)	Depth (mm)
SCB1040	SCB1040SH	Single bench unit with 4 hooks	1700	1000	420
SCB1240	SCB1240SH	Single bench unit with 5 hooks	1700	1200	420
SCB1540	SCB1540SH	Single bench unit with 6 hooks	1700	1500	420
DCB1040	DCB1040SH	Double bench unit with 8 hooks	1700	1000	800
DCB1240	DCB1240SH	Double bench unit with 10 hooks	1700	1200	800
DCB1540	DCB1540SH	Double bench unit with 12 hooks	1700	1500	800

Base-bench

Code without shoe rack	Code with shoe rack	Description	Height (mm)	Width (mm)	Depth (mm)
SB340	SB340SH	Base-bench for locker - W:300 mm	400	300	800
SB440	SB440SH	Base-bench for locker - W:400 mm	400	400	800
SB640	SB640SH	Base-bench for locker - W:600 mm	400	600	800
SB840	SB840SH	Base-bench for locker - W:800 mm	400	800	800
SB940	SB940SH	Base-bench for locker - W:900 mm	400	900	800
SB1240	SB1240SH	Base-bench for locker - W:1200 mm	400	1200	800



Base-feet

- Structure made with square tubes of 40 x 20 mm.
- Feet are welded square tubes of 30 x 30 mm with adjustable levellers.
- Epoxy powder coating (textured).



Base-feet

Code	Description	Height (mm)	Width (mm)	Depth (mm)
SP310	Base-feet for locker - W:300 mm	100	300	500
SP410	Base-feet for locker - W:400 mm	100	400	500
SP610	Base-feet for locker - W:600 mm	100	600	500
SP810	Base-feet for locker - W:800 mm	100	800	500
SP910	Base-feet for locker - W:900 mm	100	900	500
SP1210	Base-feet for locker - W:1200 mm	100	1200	500



Feet

- Welded metallic structure.
- Cold laminated steel sheet with special bendings.
- Epoxy powder coating (textured).



Welded feet for locker

Code	Description	Height (mm)
RL	Welded feet for locker - 4 pieces in 1 set	100

Base

- Welded metallic structure.
- Galvanized steel sheet with special bendings.
- Epoxy powder coating (textured).



Welded base for locker

Code	Description	Height (mm)	Width (mm)	Depth (mm)
WB310	Galvanized base for locker - W: 300 mm	100	300	500
WB410	Galvanized base for locker - W: 400 mm	100	400	500
WB610	Galvanized base for locker - W: 600 mm	100	600	500
WB810	Galvanized base for locker - W: 800 mm	100	800	500
WB910	Galvanized base for locker - W: 390 mm	100	900	500
WB1210	Galvanized base for locker - W: 1200 mm	100	1200	500

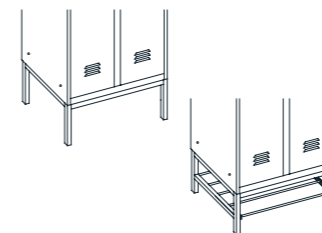
Base-feet

- Structure made with square tubes of 40 x 20 mm.
- Feet are square tubes of 30 x 30 mm with adjustable levellers.
- Delivered with feet not fitted.
- Epoxy powder coating (textured).



Base-feet

Code without shoe rack	Code with shoe rack	Description	Height (mm)	Width (mm)	Depth (mm)
SP338	SP338SH	Base-feet for locker - W:300 mm	380	300	500
SP438	SP438SH	Base-feet for locker - W:400 mm	380	400	500
SP638	SP638SH	Base-feet for locker - W:600 mm	380	600	500
SP838	SP838SH	Base-feet for locker - W:800 mm	380	800	500
SP938	SP938SH	Base-feet for locker - W:900 mm	380	900	500
SP1238	SP1238SH	Base-feet for locker - W:1200 mm	380	1200	500



Accessories for lockers

Slanted top

Accessories for lockers

Top lockers

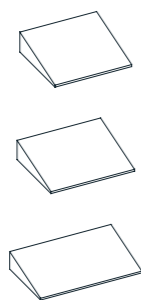


Slanted top, prepared for mechanical ventilation to provide optimal air circulation in the lockers.



Slanted top

- For easy cleaning and prevent laying items on top of the lockers.
- Fixable with screw.
- Epoxy powder coating (textured).




Slanted top

Code	Description	Height (mm)	Width (mm)	Depth (mm)
ST300	Slanted top locker for - W: 300 mm	200	300	500
ST400	Slanted top locker for - W: 400 mm	200	400	500
ST600	Slanted top locker for - W: 600 mm	200	600	500
ST800	Slanted top locker for - W: 800 mm	200	800	500
ST900	Slanted top locker for - W: 900 mm	200	900	500
ST1200	Slanted top locker for - W: 1200 mm	200	1200	500



Top Lockers

The practical and space-saving solution for increased space requirements.



Top lockers

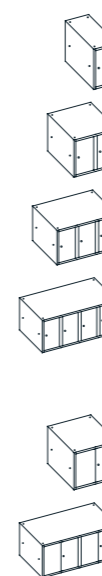
- Welded metallic construction.
- Smooth door without label holder and without ventilation hole.
- Hidden hinges with 120° opening doors, cannot be pulled out in opened and closed position.
- Doors with reinforcement to make it more solid and plastic sound breakers for comfortable usage.
- Holes on the sides to connect lockers to each other.
- 1 column of 300 or 400 mm width.
- Closure with padlock latch or cylinder lock (supplied with 2 keys).
- Epoxy powder coating (textured).

Available closure



SE

MO



Top lockers

Code	Description	Height (mm)	Width (mm)	Depth (mm)
TL311	Top locker for 1 column - W: 300 mm	500	300	500
TL411	Top locker for 1 column - W: 400 mm	500	400	500
TL621	Top locker for 2 columns - W: 600 mm	500	600	500
TL821	Top locker for 2 columns - W: 800 mm	500	800	500
TL931	Top locker for 3 columns - W: 900 mm	500	900	500
TL1231	Top locker for 3 columns - W: 1200 mm	500	1200	500
TL1241	Top locker for 4 columns - W: 1200 mm	500	1200	500

Clear opening dimensions per door : 415 x 210/310 x 455 mm (H x W x D)

Top lockers


Code	Description	Height (mm)	Width (mm)	Depth (mm)
TLV612	Top locker for 1 col. x 2 comp. - W: 600 mm	500	600	500
TLV812	Top locker for 1 col. x 2 comp. - W: 800 mm	500	800	500
TLV622	Top locker for 2 col. x 2 comp. - W: 1200 mm	500	1200	500





Filing cupboards

- Welded metallic construction.
- Hidden hinges with 120° opening doors, cannot be pulled out in opened and closed position.
- Doors with reinforcement to make it more solid and plastic sound breakers for comfortable usage.
- Adjustable metallic shelves every 35 mm for suspension files.
- Each shelf can take max 50 kg.
- 2 point security lock on the top and bottom of the turning handle (supplied with 2 keys).
- Epoxy powder coating (textured).



Filing cupboards

Code	Description	Height (mm)	Width (mm)	Depth (mm)
RPB1000	Filing cupboard - 4 shelves	1950	800	420
RPB1001	Filing cupboard - 4 shelves	1950	920	420
RPB1002	Filing cupboard - 4 shelves	1950	1200	420
RPB1010	Filing cupboard - 4 shelves	1800	800	420
RPB1011	Filing cupboard - 4 shelves	1800	920	420
RPB1021	Filing cupboard - 2 shelves	1200	920	420
RPB1022	Filing cupboard - 2 shelves	1200	1200	420
RPB1031	Filing cupboard - 2 shelves	1000	920	420
RPB1032	Filing cupboard - 2 shelves	1000	1200	420

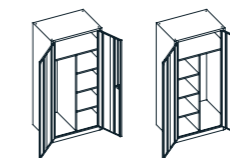


Office cupboard

The cupboard has a top shelf with a central divider under the shelf. Left compartment has 1 coat hanger rail with 3 sliding hooks. Right compartment has 3 adjustable shelves.

Universal cupboards

- Welded metallic construction.
- Hidden hinges with 120° opening doors, cannot be pulled out in opened and closed position.
- Doors with reinforcement to make it more solid and plastic sound breakers for comfortable usage.
- 2 point security lock on the top and bottom of the turning handle (supplied with 2 keys).
- Epoxy powder coating (textured).




Utility cupboard

The cupboard has a top shelf with a central divider under the shelf. Left compartment has 3 adjustable shelves. Right compartment has 1 coat hanger rail with 3 sliding hooks.

Office & Utility Cupboard

Code	Description	Height (mm)	Width (mm)	Depth (mm)
RPB1001P	Office cupboard	1950	920	420
RPB1001D	Utility cupboard	1950	920	420





Transparent doors with heat-tempered glass.



100 KG MAX PER SHELF



Storage cupboard with 8 shelves and a divider.



100 KG MAX PER SHELF



Heavy-duty workshop cupboards

- Welded metallic construction.
- Hidden hinges with 180° opening doors, cannot be pulled out in opened and closed position.
- Doors with reinforcement to make it more solid and plastic sound breakers for comfortable usage.
- Removable galvanized shelves adjustable every 25 mm.
- Each shelf can take max 100 kg.
- 2 point security lock on the top and bottom of the turning handle (supplied with 2 keys).
- Epoxy powder coating (textured).

Closure

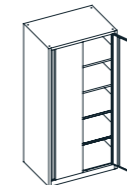


Single door

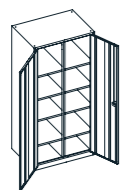


Code	Description	Height (mm)	Width (mm)	Depth (mm)
PBA1055	Workshop cupboard - 2 galvanized shelves	1000	525	500
PBA2055	Workshop cupboard - 4 galvanized shelves	1950	525	500

Double doors



Code	Description	Height (mm)	Width (mm)	Depth (mm)
PBA1105	Workshop cupboard - 2 galvanized shelves	1000	1000	500
PBA1125	Workshop cupboard - 2 galvanized shelves	1000	1200	500
PBA2105	Workshop cupboard - 4 galvanized shelves	1950	1000	500
PBA2125	Workshop cupboard - 4 galvanized shelves	1950	1200	500



Storage cupboards

Code	Description	Height (mm)	Width (mm)	Depth (mm)
PBA2301	Storage cupboard - 8 galvanized shelves - with divider	1800	400	500

Transparent doors

Code	Description	Height (mm)	Width (mm)	Depth (mm)
PTA1105	Workshop cupboard - 2 galvanized shelves - transparent doors	1000	1000	500
PTA2105	Workshop cupboard - 4 galvanized shelves - transparent doors	1950	1000	500



www.uda.com.tr

Standard colours.....



.....Standard colours

www.uda.com.tr



Heavy-duty workshop cupboards XXL

Extra depth and width



Heavy-duty workshop cupboard XXL

Extra depth and width

- Welded metallic construction.
- Hidden hinges with 180° opening doors, cannot be pulled out in opened and closed position.
- Doors with reinforcement to make it more solid and plastic sound breakers for comfortable usage.
- Removable shelves adjustable every 25 mm.
- Each shelf can take max 250 kg.
- 3 point security lock on the top and bottom of the turning handle (supplied with 2 keys).
- **Interior dimension:**
1820 x 1240 x 600 mm (H x W x D).
- Epoxy powder coating (textured).



250 KG MAX
PER SHELF



Each shelf has 2 reinforcements and rests on 6 metal shelf pins.

Extra depth and width - XXL

Code	Description	Height (mm)	Width (mm)	Depth (mm)
GPA2126	Workshop cupboard big depth - 4 shelves	1950	1250	650
GPAT	Shelf for workshop cupboard big depth	30	1220	600



Heavy-duty storage cupboards

Chemical cupboard & Phytosanitary cupboard



Chemical cupboard & Phytosanitary cupboard

- This safety cabinet offers the possibility of storing small quantities of dangerous flammable products (these cabinets are not considered to be fireproof).
- Welded metallic construction.
- Ventilation holes for air circulation.
- Hidden hinges with 180° opening doors, cannot be pulled out in opened and closed position.
- Doors with reinforcement to make it more solid and plastic sound breakers for comfortable usage.
- Removable shelves adjustable every 25 mm.
- Leakproof galvanized tray with welded corners (50 mm height).
- Each shelf can take max 100 kg.
- 2 point security lock on the top and bottom of the turning handle (supplied with 2 keys).
- Epoxy powder coating (textured).



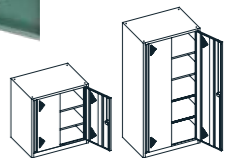
+ **Optional:** perforated galvanized shelf for liquids



Galvanized tray



100 KG MAX
PER SHELF



Chemical cupboard

Code	Description	Height (mm)	Width (mm)	Depth (mm)
PSA1105	Chemical cupboard - 2 galvanized trays with welded corners	1000	1000	500
PSA2105	Chemical cupboard - 4 galvanized trays with welded corners	1950	1000	500

Phytosanitary cupboard

Code	Description	Height (mm)	Width (mm)	Depth (mm)
PPH1105	Phytosanitary cupboard - 2 galvanized trays with welded corners	1000	1000	500
PPH2105	Phytosanitary cupboard - 4 galvanized trays with welded corners	1950	1000	500





UDA Makina ve Klima Sanayi ve Ticaret A.Ş.

Saray Mahallesi Atom Caddesi No : 22
06980 Kahramankazan / Ankara / TÜRKİYE
Tel : +90 0312 815 43 75 (pbx)
Fax : +90 0312 815 43 78
uda@uda.com.tr
export@uda.com.tr

www.uda.com.tr

